
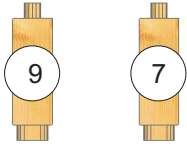
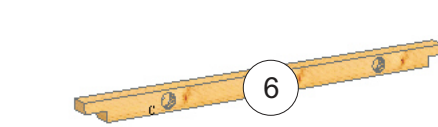
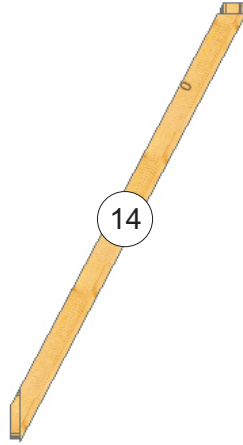
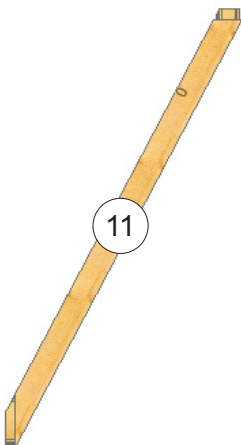


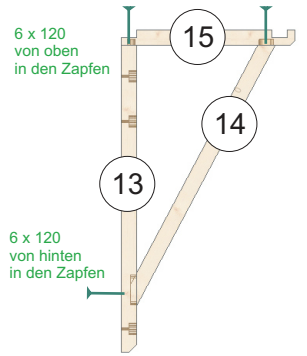
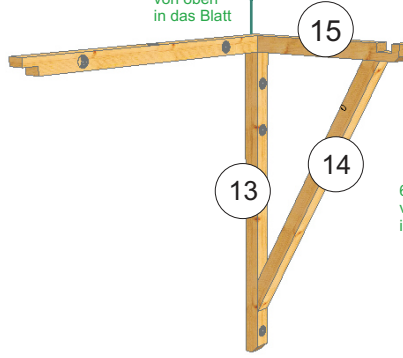
Montageanleitung
 Bayerischer Wald Plus 22°
 Strebe
 17 Bauteile
 8 Abdeckkappen 70 mm
 6 Schrauben 6 x 90 mm
 10 Schrauben 6 x 120 mm
 12 Schrauben 6 x 160 mm



6x

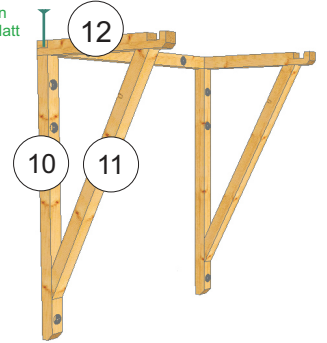


6 x 120
 von oben
 in das Blatt

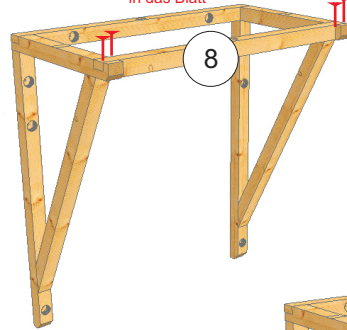


6 x 120
 von hinten
 in den Zapfen

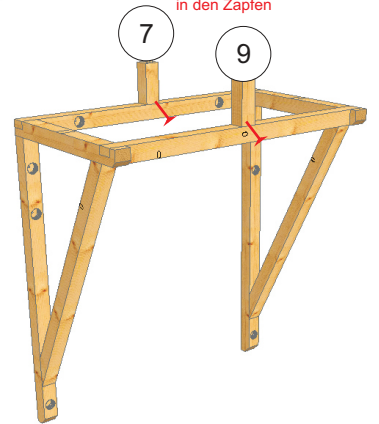
6 x 120
 von oben
 in das Blatt



6 x 90 von oben
 in das Blatt



6 x 90 von vorn
 in den Zapfen



6 x 120
 von oben
 in den Zapfen



6 x 160 von oben
 in den Sparren

